

Coaxial Low Pass Filter

VLF-1000+ VLF-1000

50Ω *DC to 1000 MHz

Maximum Ratings

Operating Temperature	-55°C to 100°C
Storage Temperature	-55°C to 100°C
RF Power Input*	10W max. at 25°C
DC Current Input to Output	0.5A max. at 25°C

* Passband rating, derate linearly to 3.5W at 100°C ambient. Permanent damage may occur if any of these limits are exceeded.

Features

- rugged unibody construction, small size
- 7 sections
- excellent power handling, 10W
- temperature stable
- low cost
- protected by U.S. Patent 6,943,646

Applications

- harmonic rejection
- transmitters/receivers
- lab use



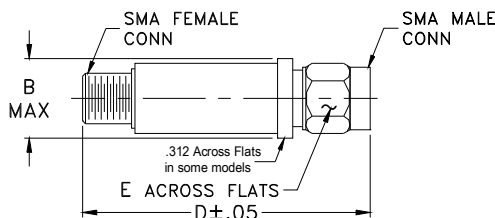
CASE STYLE: FF704

Connectors	Model	Price	Qty.
SMA	VLF-1000(+)	\$21.95 ea.	(1-9)

+RoHS Compliant

The +Suffix identifies RoHS Compliance. See our web site for RoHS Compliance methodologies and qualifications

Outline Drawing



Outline Dimensions (inch/mm)

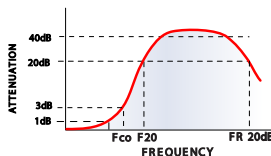
B	D	E	wt
.410	1.43	.312	grams
10.41	36.32	7.92	10.0

Electrical Specifications at 25°C

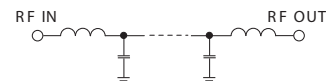
PASSBAND (MHz) (loss < 1 dB)	fco, MHz Nom. (loss 3 dB)	STOP BAND (MHz) (loss, dB)			VSWR (:1)		NO. OF SECTIONS
		F 20 Min.	30 Typ.	Fr 20 Typ.	Stopband Typ.	Passband Typ.	
Max.	Typ.	Min.	Typ.	Typ.	Typ.	Typ.	7
*DC-1000	1300	1550	1900-5000	5500	20	1.3	

* Not for use with DC voltage at input and output ports

typical frequency response

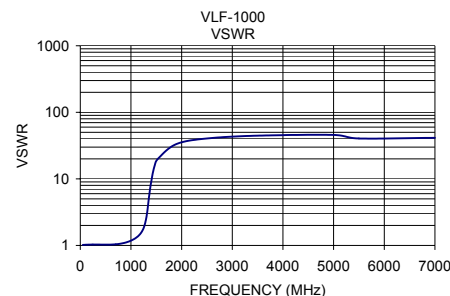
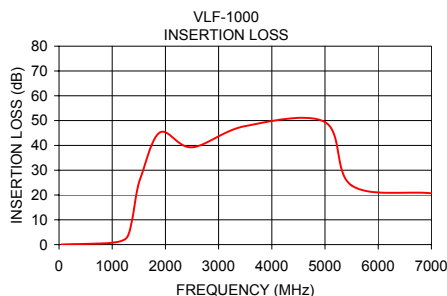


electrical schematic



Typical Performance Data at 25°C

Frequency (MHz)	Insertion Loss (dB)	VSWR (:1)
50	0.07	1.02
250	0.18	1.03
700	0.39	1.04
1000	0.77	1.18
1200	1.69	1.55
1300	3.79	2.53
1380	10.57	7.31
1460	20.88	15.13
1550	27.95	20.70
1900	45.25	33.42
2500	39.24	40.41
3500	47.78	44.55
5000	49.39	45.72
5500	23.86	40.41
7000	20.67	41.37



Mini-Circuits®
ISO 9001 ISO 14001 AS 9100 CERTIFIED
IF/RF MICROWAVE COMPONENTS

For detailed performance specs & shopping online see web site

P.O. Box 350166, Brooklyn, New York 11235-0003 (718) 934-4500 Fax (718) 332-4661 The Design Engineers Search Engine Provides ACTUAL Data Instantly at minicircuits.com

Notes: 1. Performance and quality attributes and conditions not expressly stated in this specification sheet are intended to be excluded and do not form a part of this specification sheet. 2. Electrical specifications and performance data contained herein are based on Mini-Circuit's applicable established test performance criteria and measurement instructions. 3. The parts covered by this specification sheet are subject to Mini-Circuits standard limited warranty and terms and conditions (collectively, "Standard Terms"); Purchasers of this part are entitled to the rights and benefits contained therein. For a full statement of the Standard Terms and the exclusive rights and remedies thereunder, please visit Mini-Circuits' website at www.minicircuits.com/MCLStore/terms.jsp.

REV. G
M129173
VLF-1000
EDR-6608/1
RVN/AD/CP/AM
130117